

WHAT IS

Energy? Efficiency!



Do you know what **energy efficiency** means? Well, **Buzzy B. Wise**, the Energy Bee, is here to tell you.

First, let me tell you what **energy** is... energy is the ability to do work. We get energy from many places—such as the sun and wind, oceans and rivers, and oil and natural gas. We use energy to run our cars and light our houses. We use energy to stay warm in the winter and cool in the summer. We use energy to make dinner and to clean our clothes. We use energy to watch television and to play video games.

Efficiency is the ability to do something with little waste or extra effort. For example, when you clean your room, it is more efficient to take a few minutes every day to put things away rather than to have them pile up and spend hours on a sunny afternoon cleaning when you could be outside playing.

So, **energy efficiency** is using energy with little waste or extra effort. And being energy efficient, or saving energy, should be a big part of your every day life. It's simple to do. Buzzy wants to tell you how you and your family can save energy!

So, turn the page...



**Washington
Gas**

How Can I Save Energy?

1

Turn off the light when you leave a room.

2

Use sunlight to warm and light a room.

3

Turn off computers, televisions, and other appliances that are not being used.

4

Close the door quickly when you enter or exit your house so warm air doesn't escape from the home.

5

Turn off water faucets immediately after use - this can save thousands of gallons of water a year, plus the energy needed to heat it.

6

Keep the refrigerator door closed - every time the door opens, warm air comes in and energy must be used to cool it back down.

7

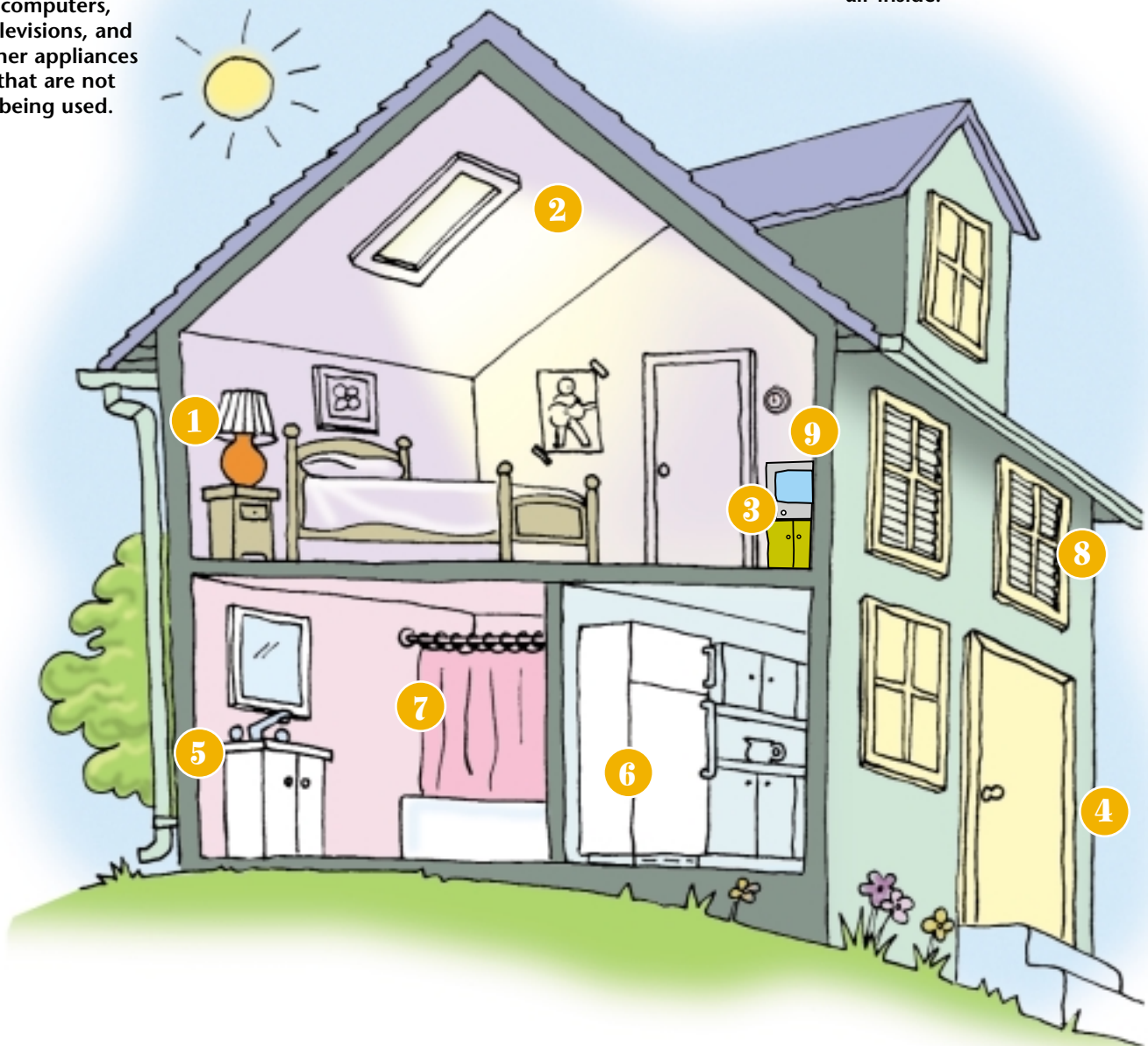
Take a shower instead of a bath - the average bath uses twice as much hot water as a 5-minute shower.

8

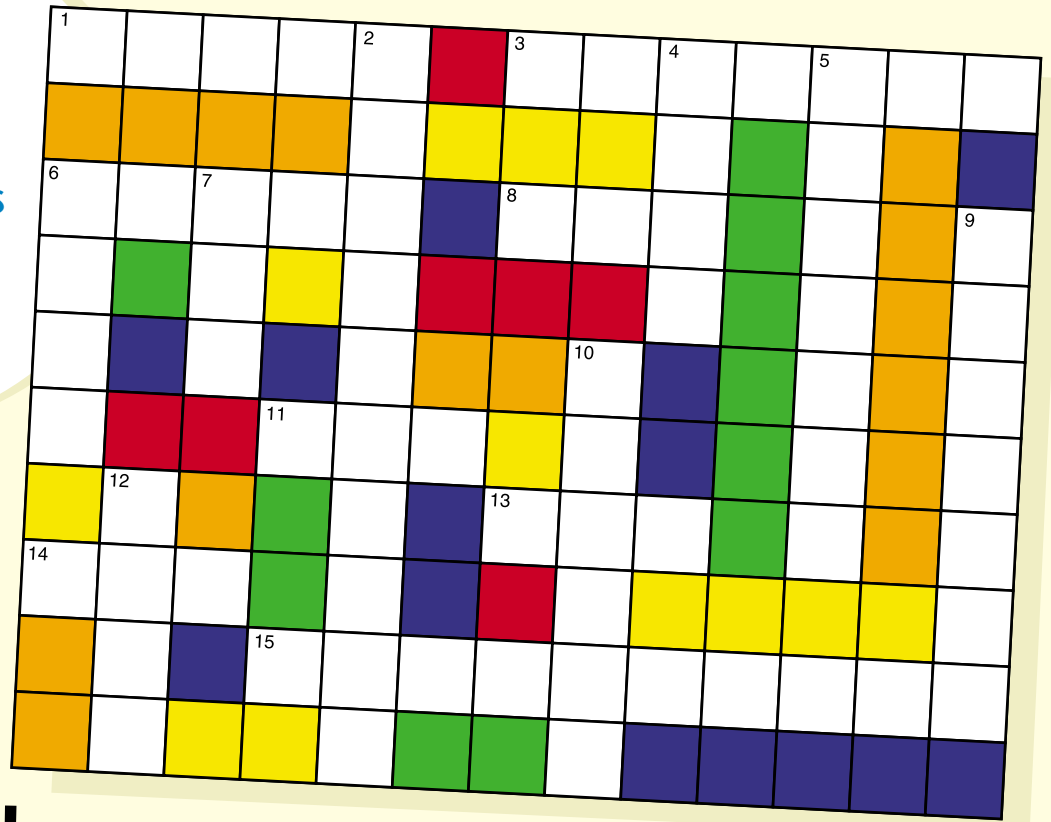
Keep drapes and blinds closed to keep warm air inside.

9

In the winter, set the thermostat at about 68 degrees or as low as comfortable. In the summer, set the thermostat at about 78 degrees or as high as comfortable.



Using what you learned on the previous pages, fill in the answers to the crossword puzzle!



FUN WITH ENERGY EFFICIENCY


ACROSS

1. Turn off the _____ when you leave a room.
3. We get energy from _____ gas.
6. _____ the door quickly when you enter or exit.
8. Don't waste cool or warm _____.
11. Set the temperature as _____ as you can in the winter.
13. Use the _____ to light up a dark room.
14. Energy runs the family's _____.
15. Everyone needs to help _____.

DOWN

2. In the summer, keep the _____ set as high as is comfortable.
4. _____ off the TV when it's not being watched.
5. _____ water uses a lot of energy.
6. Energy keeps us _____ in the summer.
7. _____ is a type of energy.
9. Energy is the _____ to do work.
10. A water _____ should be turned off immediately after use.
12. A shower is more efficient than a _____.

Is Your Home Energy Efficient?





Now that you know how you can save energy, let's see if your home is energy efficient. Conduct an energy audit, or inspection, in your home. Use the following checklist to guide you and your parent as you look for ways to save energy.

Before you start, make a **Draft Finder** to help you with your inspection. Take a tissue and tape one edge to a pencil. Then, using your safety scissors, make a cut every 1/4-inch along the bottom of the tissue; the cut should be about an inch towards the pencil. The *Draft Finder* should look similar to the picture to the left.


Now, on with the inspection...

Use your *Draft Finder* to check all openings for drafts, or areas where you can feel air blowing. Just hold up the *Draft Finder* along the edges of doors, windows, exhaust fans (make sure they're off), chimneys, electrical outlets and switches, and plumbing pipes in walls. If you discover a draft, it's time to seal the crack with caulk, sealing, or weather-stripping. Weather-stripping is a piece of material, such as plastic, rubber, felt or metal, that blocks cold or warm air from coming inside.




Check for insulation in the walls and attics. This traps the heat inside. An example of insulation is the material that looks like pink cotton, but it can also come in other colors and textures.

Check for storm windows and double-pane windows.



Check all hot/cold water faucets and toilets for drips.

If you have a fireplace, check to see if the fireplace has glass doors and a damper (a cover to block air). Is the damper closed when the fireplace is not being used?



Check the furnace air filter to see if it has been changed recently. It is recommended that the filter be changed once a month throughout the year.



Check to see what types of lights are being used in high-use areas, such as the kitchen and family room.

Fluorescent lights are four times more efficient than regular light bulbs.



**Washington
Gas**

101 Constitution Ave., N.W.
Washington, DC 20080

For more information on energy efficiency within your home, check out the Washington Gas Web site at www.washgas.com.